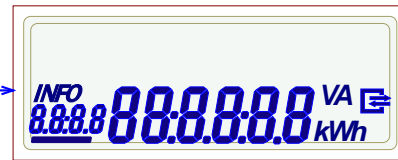
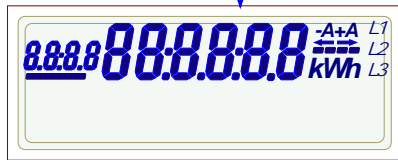


Anzeige "Historische Werte"

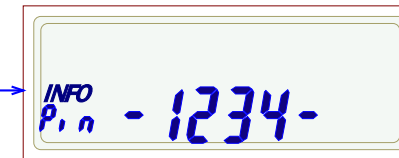
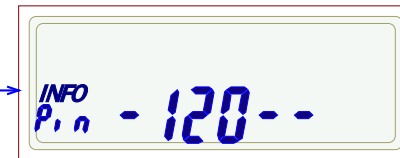
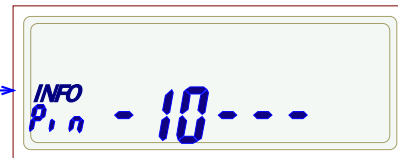
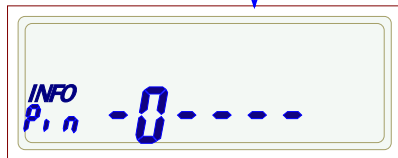
Schritt_1:
Display Test

vom Hauptmenue



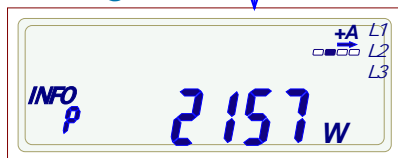
- K** "kurzer Tastendruck" (< 4 Sekunden)
- L** "langer Tastendruck" (> 5 Sekunden)
- P** PIN-Eingabe

Schritt_2:
PIN-Eingabe

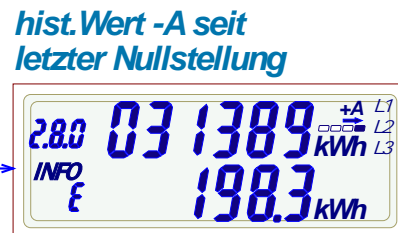
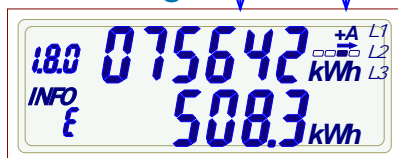


PIN Falsch --->
zum Hauptmenue

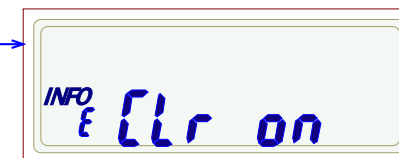
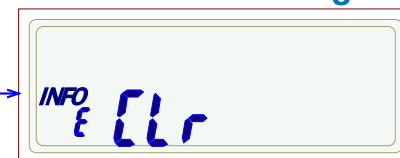
Schritt_3:
Momentanleistung



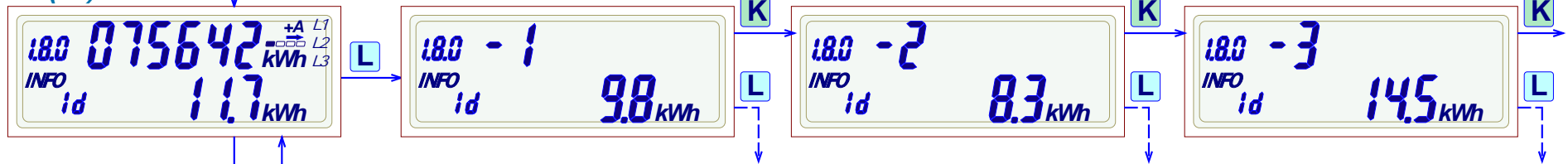
Schritt_4:
hist. Wert +A
seit letzter
Nullstellung



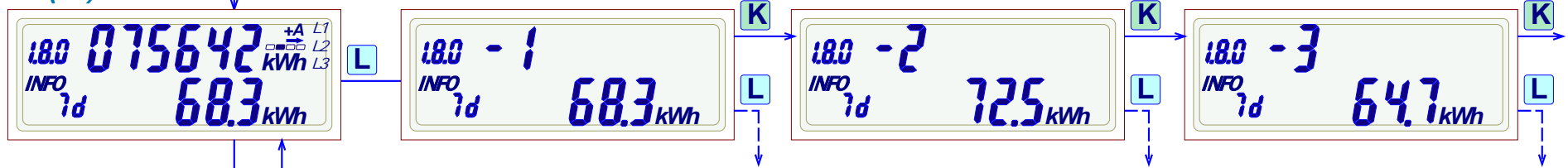
Schritt_4a:
Loeschen der hist. Werte +A/-A
seit letzter Nullstellung



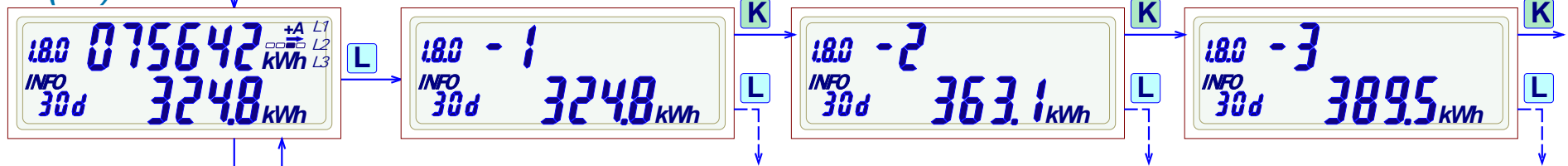
Schritt 5:
hist. Tageswert
+A (1d)



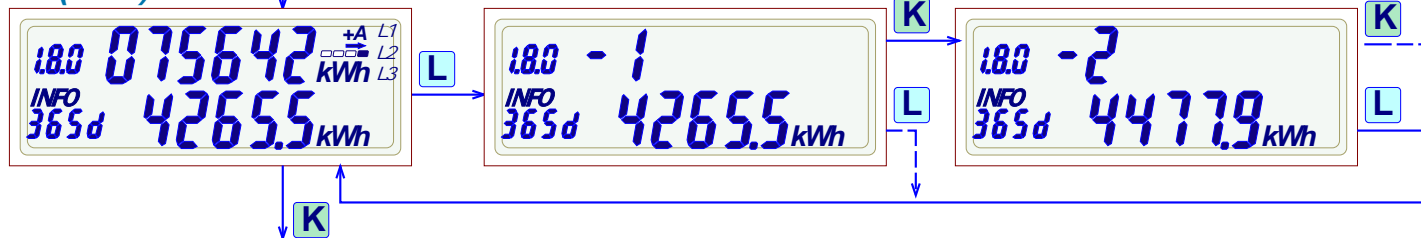
Schritt 6:
hist. Wochenwert
+A (7d)



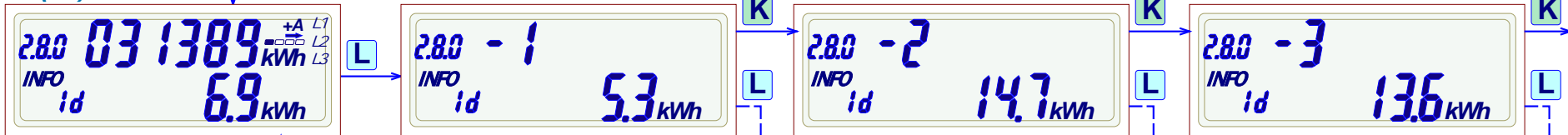
Schritt 7:
hist. Monatswert
+A (30d)



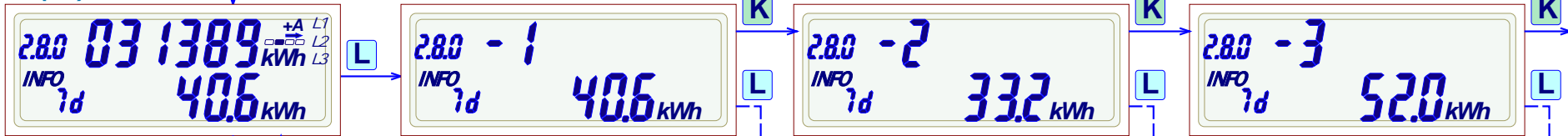
Schritt 8:
hist. Jahreswerte
+A (365d)



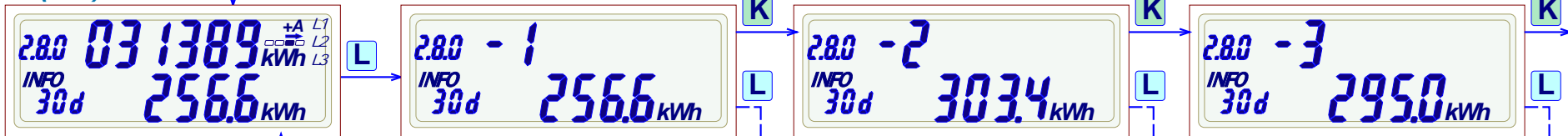
Schritt 8a:
hist. Tageswert
-A (1d)



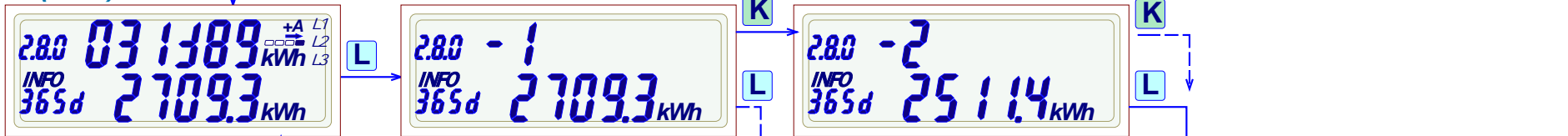
Schritt 8b:
hist. Wochenwert
-A (7d)




Schritt 8c:
hist. Monatswert
-A (30d)




Schritt 8d:
hist. Lahreswerte
-A (365d)



Schritt_8e:
Loeschen der
hist. Werte +A/-A



K



L

zum Menue Schritt_5: evt. Schritt_8a:




* alle hist. Werte werden geloescht

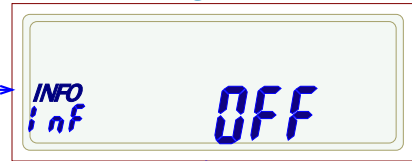
Schritt_9:

K

Einstellung INFO-DSS
"kurzer / langer- Datensatz"



L

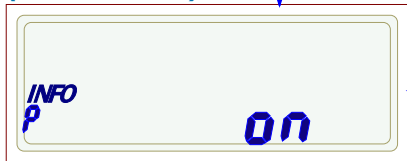


K

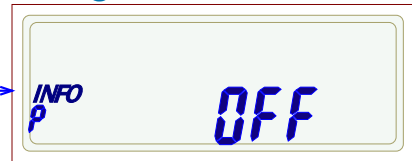
Schritt_9a:
(nur bei DD3)

K

Einstellung der Leistungs-
anzeige Pon / Poff



L

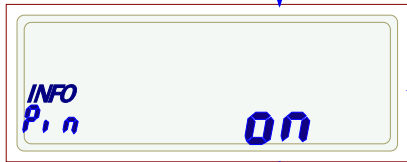


K

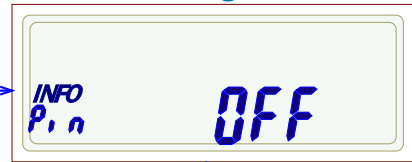
Schritt_10:

K

Einstellung
PIN-CODE Eingabe



L



K

zum Hauptmenue